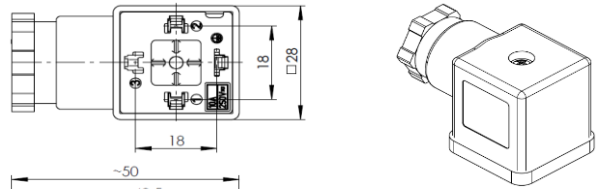


# Connector, form A, analogue with EN 175301-803 (ISO 4400)

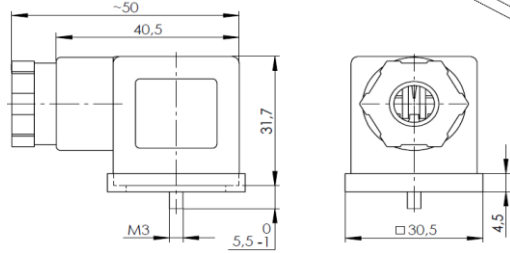
## Housing

Type	one-piece
Color	opaque (milky)
Material	PA6 GF20
Imprint	circuit diagram; black; top side



## Cable gland

Thread	M20 x 1,5 mm
Cable diameter	6-8 mm
Color	black
Material	PA6 GF30
Tightening torque	1,8 ± 0,2 Nm



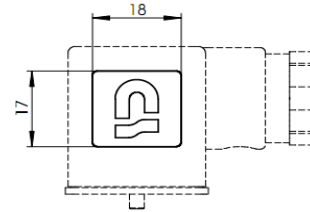
## Terminal block

Material	PA6 GF30
Poles	2 + PE
Direction of protecting earth	12 h
Contact distance	18 mm

## ④ Contacts \*\*

Material	CuZn, tin-plated
Resistance	< 15 mOhm
Conductor cross-section	0,5 - 1,5 mm <sup>2</sup>
Tightening torque	max. 0,3 Nm

## Logo



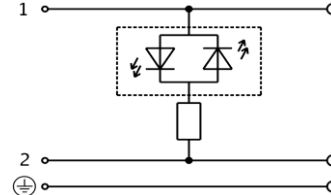
## Gasket

Material	NBR, black
Type	profile

## Fastening screw

④ Material	steel 4.8, coated with zinc-nickel
④ Size	M3 x 34,0 mm (with cross recess)
Tightening torque	0,4 ± 0,1 Nm
Sealing washer	NBR, black

## Circuit diagram



## Circuit

Circuit	function display LED
Color of LED	red
Protecting element	n/a
Voltage	230 V ± 15 %
Current type	AC / DC
Operating current	max. 10 A
Protecting against wrong polarity	yes

## General properties

Ambient temperature range	-25°C ... +90°C
RoHS	yes
CSA approval	n/a
Protection grade (IEC 60529) *	IP65

## Packaging

100 pcs packaging. Terminal block and housing are packed in pre-assembled condition. Cable gland components are pre-assembled in housing. Fastening screw and sealing washer is inserted in the packet in packaged condition. Profile gasket is inserted into the packet in packaged condition.

\* Must be tested in properly mounted state on the counterpart.

\*\* In order to establish a suitable electrical connection, the use of ferrules for stranded respectively fine-stranded conductors is mandatory. Be aware that the conductor cross-section affects the maximum current-load capacity.

				Zulässige Abweichung für Maße ohne Toleranzangabe Unless otherwise specified tolerances	Format/Size: A4	Maßstab/Scale:	Gewicht/Weight:
				DIN ISO 2768-v	Werkstoff: Material:		
4	31645	07.10.2022	BKI	Schutzvermerk beachten Observe protection note ISO 16016	Benennung: Title:		
3	31588	18.08.2022	BKI		Connector field att. A 01Er		
2	29839	11.02.2020	AKO				
1	29142	29.04.2019	GJO				
Ind Rev	Änderung-Nr. Change no.	Datum Date	Name By		Ident. - Nr.:	Freigabe-Nr.: Approval no.:	Blatt: Sheet:
Geprüft: Checked:					611-201-0146	27389	1
Erstellt: Created:					Ersatz für/Replacement for:		