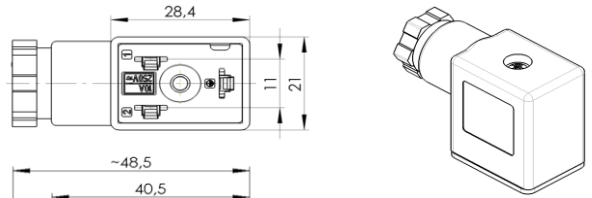


# Connector, form B, industrial type

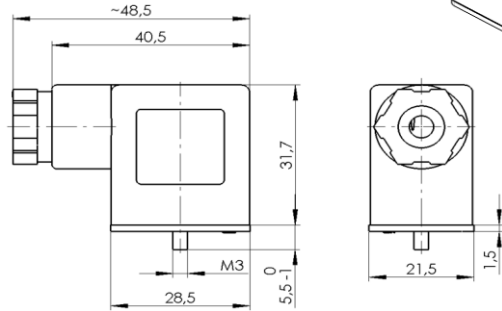
## Housing

Type one-piece  
 Color opaque (milky)  
 Material PA6 GF20  
 Imprint circuit diagram; black; top side



## Cable gland

Thread M16 x 1,5 mm  
 Cable diameter 6-8 mm  
 Color black  
 Material PA6 GF30  
 Tightening torque 1,8 ± 0,2 Nm



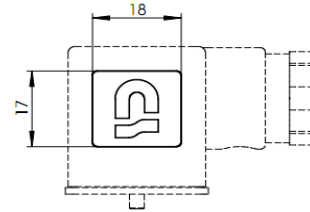
## Terminal block

Material PA6 GF30  
 Poles 2 + PE  
 Direction of protecting earth 12 h  
 Contact distance 11 mm

## ③ Contacts \*\*

Material CuZn, tin-plated  
 Resistance < 15 mOhm  
 Conductor cross-section 0,5 - 1,5 mm<sup>2</sup>  
 Tightening torque max. 0,3 Nm

## Logo



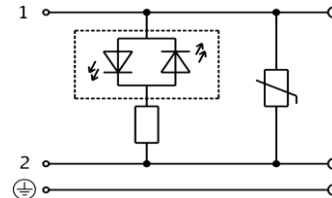
## Gasket

Material NBR, black  
 Type flat

## Fastening screw

③ Material steel 4.8, coated with zinc-nickel  
 ③ Size M3 x 34,0 mm (with cross recess)  
 Tightening torque 0,4 ± 0,1 Nm  
 Sealing washer n/a

## Circuit diagram



## Circuit

Circuit LED + varistor  
 Color of LED red  
 Protecting element yes, varistor  
 Voltage 110 V ± 15 %  
 Current type AC / DC  
 Operating current max. 1,5 A  
 Protecting against wrong polarity yes

## General properties

Ambient temperature range -25°C ... +90°C  
 RoHS yes  
 CSA approval n/a  
 Protection grade (IEC 60529) \* IP65

## Packaging

100 pcs packaging. Terminal block and housing are packed in pre-assembled condition. Cable gland components are pre-assembled in housing. Fastening screw is inserted in the packet in packaged condition. Flat gasket is inserted into the packet in packaged condition.

\* Must be tested in properly mounted state on the counterpart.

\*\* In order to establish a suitable electrical connection, the use of ferrules for stranded respectively fine-stranded conductors is mandatory. Be aware that the conductor cross-section affects the maximum current-load capacity.

				Zulässige Abweichung für Maße ohne Toleranzangabe Unless otherwise specified tolerances DIN ISO 2768-v	Format/Size: A4	Maßstab/Scale:	Gewicht/Weight:	
				Schutzvermerk beachten Observe protection note ISO 16016	Werkstoff: Material:			
3	31645	07.10.2022	BKI		Benennung: Title:			
2	29839	14.02.2020	AKO		<h1>Connector field att. I 03Dr</h1>			
1	29397	26.06.2019	GJO					
Ind Rev	Änderung-Nr. Change no.	Datum Date	Name By		Ident. - Nr.:	Freigabe-Nr.: Approval no.:	Blatt: Sheet:	
Geprüft: Checked:					07.10.2022 JONAS	612-201-0133	27722	1
Erstellt: Created:					02.05.2017 MANGRA	Ersatz für/Replacement for:		